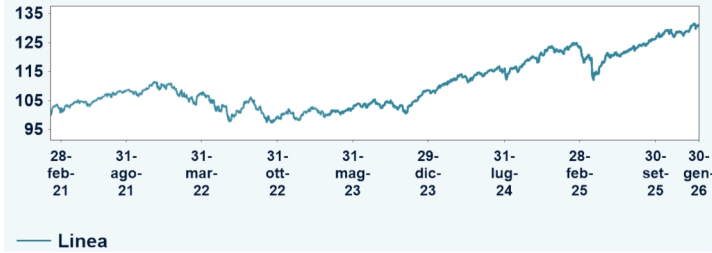
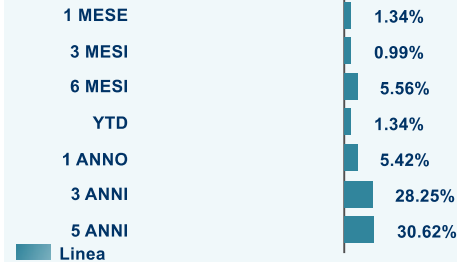


Risultati della gestione

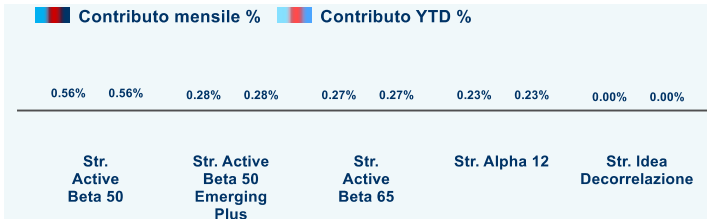
Evoluzione della linea - 5 Anni



Performance cumulate



Contributo alla performance per strategia



Caratteristiche della linea

Volatilità massima annua:	15%
Inizio gestione:	04-11-2014
Livello di rischio massimo:	Alto
Soglia minima di ingresso:	€50000

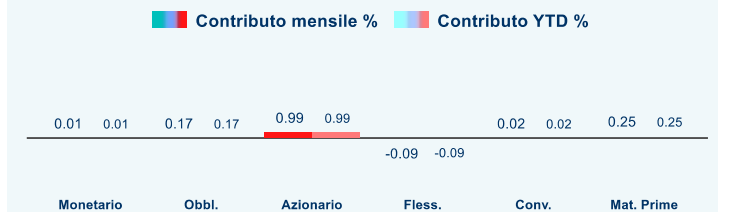
Dati di rischio

Volatilità annua ex ante	8.67%
Volatilità realizzata annualizzata	7.59%
Contributo alla volatilità ex-ante	
Strat. Active Beta 50	4.46%
Strat. Active Beta 65	2.30%
Strat. Active Beta 30 Emerging Plus	1.12%
Strat. Alpha 12	0.79%

Contributo al rischio per classi di attivo

Contributo alla volatilità ex-ante	
Monetario	-0.00%
Obbligazionario	0.44%
Azionario	7.97%
Flessibili	-0.00%
Convertibili	0.06%
Materie Prime	0.21%

Contributo alla performance per classi di attivo



Analisi del portafoglio

Scomposizione per strategie

	Linea al 30/01/26	Linea al 31/12/25
Strat. Active Beta 50	48.00%	48.00%
Strat. Alpha 12	20.00%	20.00%
Strat. Active Beta 65	20.00%	20.00%
Strat. Active Beta 50 Emerging Plus	12.00%	12.00%

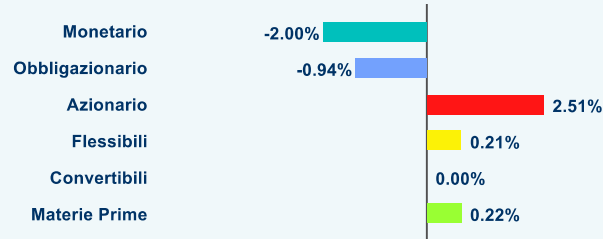
Scomposizione per classi di attivo

	Linea al 30/01/26	Linea al 31/12/25
Monetario	2.54%	4.54%
Obbligazionario	27.62%	28.56%
Azionario	50.85%	48.34%
Flessibili	14.83%	14.62%
Convertibili	0.66%	0.66%
Materie Prime	3.50%	3.28%

Variazione Linea



Variazione Linea



Scomposizione obbligazionaria

	Linea al 30/01/26	Linea al 31/12/25
Gov. Euro	35.51%	40.69%
Gov. Giappone	0.62%	0.00%
Obbl. Usa Altre Spec.	0.69%	0.69%
Inflation Linked	4.05%	3.94%
Obbl. Corporate	13.91%	14.93%
Obbl. Paesi Em. Loc	8.24%	9.36%
Obbl. Paesi Em. Ext Debt	7.41%	4.37%
Obbl. High Yield	1.01%	0.99%
Obbl. Altro	28.24%	24.75%

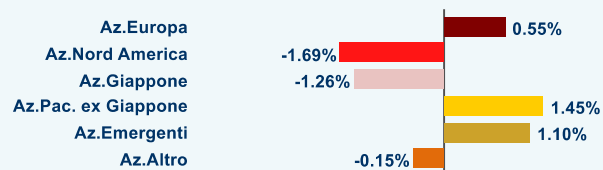
Variazione Linea



Scomposizione azionaria

	Linea al 30/01/26	Linea al 31/12/25
Az. Europa	13.55%	13.00%
Az. Nord America	53.21%	54.90%
Az. Giappone	2.53%	3.79%
Az. Pac. ex Giappone	2.51%	1.06%
Az. Emergenti	20.07%	18.97%
Az. Altro	8.13%	8.28%

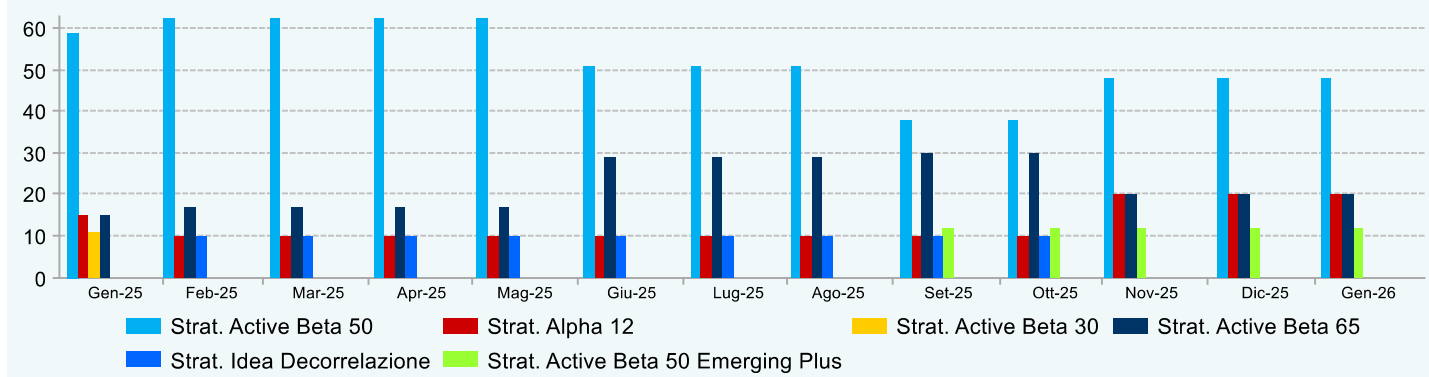
Variazione Linea



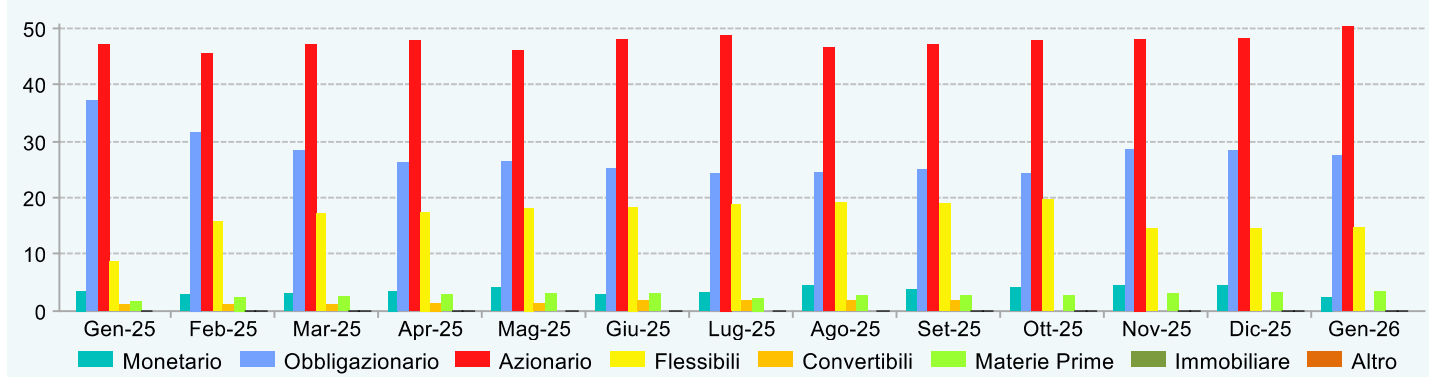
Questo documento non costituisce o contiene offerte, inviti ad offrire, messaggi promozionali o sollecitazioni all'acquisto o alla vendita di servizi o strumenti finanziari rivolti al pubblico ed è destinato ad uso esclusivo interno dei soggetti incaricati del collocamento dei prodotti, ai quali è fatto divieto di farne uso diverso. Le scelte di investimento ed i rendimenti passati non sono indicativi di quelli futuri. I dati presentati sono il risultato di elaborazione interna Fideuram S.p.A., la quale si riserva il diritto di modificare, in ogni momento, le analisi e le informazioni ivi contenute.

Evoluzione storica del portafoglio - 1 anno

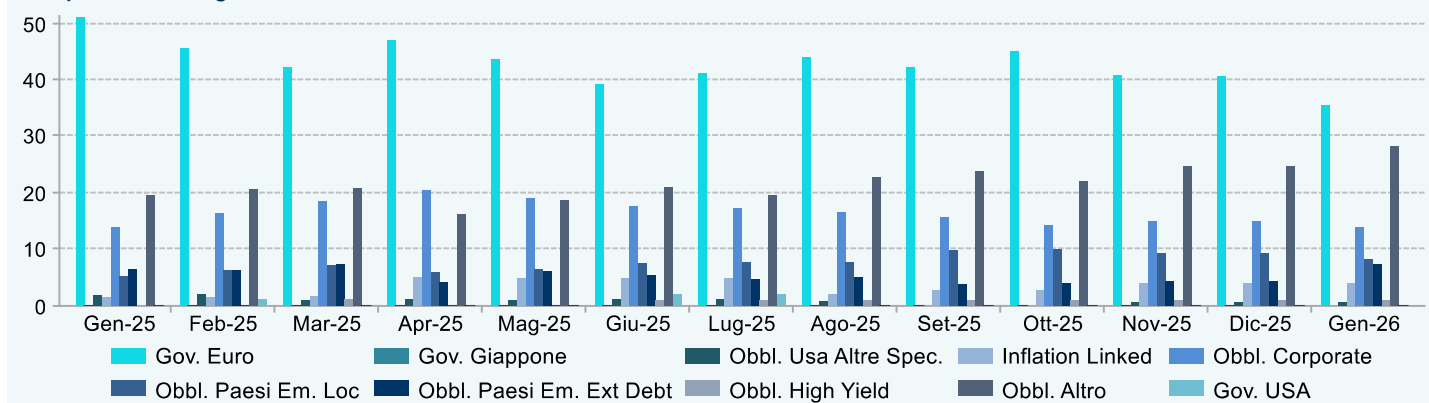
Scomposizione per strategie



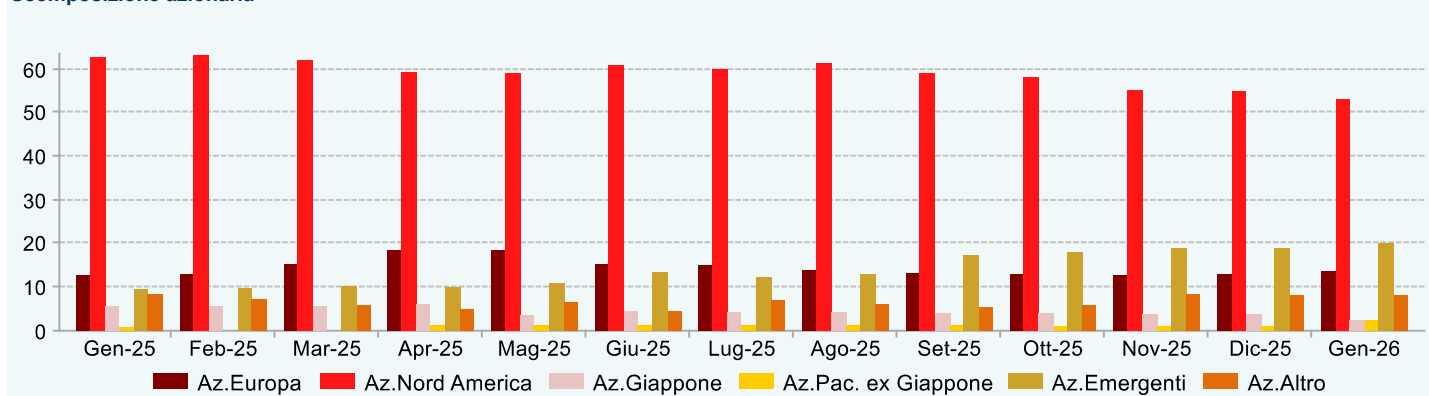
Scomposizione per classi di attivo



Scomposizione obbligazionaria



Scomposizione azionaria



Linea Consilia 6

	Peso in Consilia	Active Beta 50	Active Beta 65	Alpha 12	Active Beta 50 Emerging Plus
Peso della strategia nella Linea		48%	20%	20%	12%
FONDITALIA EQUITY USA BLUE CHIP CLASSE T	6.54%	7.50%	9.80%		7.65%
ISHARE MSCI USA SCR UCITS-UA	4.68%	5.66%	7.94%		3.17%
D-X MSCI US SCRD UCITS ETF	4.45%	5.42%	6.14%		5.19%
FONDITALIA EQUITY USA BLUE CHIP CLASSE TH	3.57%	5.29%	4.99%		0.30%
INTERFUND EQUITY GLOBAL EMERGING MARKETS	3.22%	3.70%	4.93%		3.85%
FONDITALIA CREDIT ABSOLUTE RETURN CLASSE T	3.07%	3.97%	3.99%		3.08%
INTERFUND EURO CORPORATE BOND	2.52%	3.96%	0.87%		3.76%
INTERFUND EURO BOND LONG TERM	2.37%	4.93%			
INTERFUND EQUITY TACTICAL ALLOCATION	2.34%	1.79%	1.73%	4.23%	2.38%
INTERFUND TEAM EQUITY EUROPE	2.15%	2.64%	3.24%		1.98%
FIDEURAM FUND COMMODITIES	1.90%	2.54%	2.76%		1.08%
FONDITALIA EQUITY GEM INNOVATORS CLASSE T	1.83%	1.45%	1.73%		6.53%
INTERFUND EMERGING MARKETS LOCAL CURRENCY BOND CLASSE H	1.74%	0.90%	1.68%	3.37%	2.50%
D-X MSCI EUROP SCR UCITS ETF	1.69%	1.95%	2.72%		1.77%
INTERFUND EMERGING MARKETS LOCAL CURRENCY BOND CLASSE A	1.67%	2.23%	1.24%		2.96%
INTERFUND EURO BOND MEDIUM TERM	1.67%	1.71%	2.28%		3.30%
INTERFUND BOND TACTICAL ALLOCATION	1.66%	1.30%	1.23%	3.18%	1.31%
EURIZON FUND-EUR LNGTR LTE-Z	1.60%	1.92%	1.70%		2.81%
OSSIAM SHILLER BRLY CAPE EUR	1.56%	1.93%	2.56%		1.04%
INTERFUND TEAM EQUITY USA CLASSE A	1.44%	1.67%	2.75%		0.71%
EURIZON FD-SECURITIZED BND-Z	1.43%	1.45%	0.28%	2.52%	1.45%
AILIS RISK PREMIA CARRY CLASSE I	1.32%	1.03%	1.02%	2.54%	1.01%
INTERFUND EQUITY JAPAN CLASSE A	1.29%	1.58%	2.02%		1.04%
INTERFUND EURO CURRENCY	1.24%	2.24%	0.81%		
PIMCO GIS-INCOME FUND-INSEHA	1.22%	1.68%	1.08%		1.63%
SPDR S&P 400 US MID CAP	1.20%	1.48%	1.88%		0.94%
INTERFUND EQUITY PACIFIC EX JAPAN CLASSE A	1.10%	1.49%	1.93%		
WILLER FLEXIBLE FINANCIAL BOND - CLASSE I (EUR)	1.08%	1.39%	1.40%		1.05%
JPMORGAN-EUR EQ ABS AL-I2PAE	1.04%			4.62%	1.00%
EURIZON FUND-BOND EUR MED-Z	1.03%	1.19%	1.17%		1.91%
INTERFUND TEAM EQUITY USA CLASSE H	1.02%	1.34%	1.10%		1.30%
EIS-PB EQUITY US	0.96%	1.18%	1.51%		0.78%
ISHARES MDAX UCITS DE EUR A	0.93%	1.14%	1.43%		0.76%
UBS SUSTDBB 5-10 ETF HAA	0.91%			4.57%	
M&G LX SUS MAC FLE CR-UIEURA	0.88%			4.38%	
FONDITALIA FLEXIBLE ITALY CLASSE T	0.83%			4.13%	
INTERFUND EUROPEAN UNION BOND	0.82%	0.93%	1.10%		1.28%
FTGF CLEARBRDG US VL F-SUSDA	0.78%	0.67%	1.78%		0.88%
PIMCO GIS-GL LD RR-INS EURHA	0.77%			3.86%	
DNCA INVEST-ALPHA BONDS-IEUR	0.74%	0.48%		2.30%	0.43%
EURIZON FUND-BOND CORP EUR-Z	0.69%	1.17%			1.09%
BSF-AS PAC DIV EQ A/R-D2EURH	0.68%			3.41%	
D-X BLOOMBERG DC AND SM ETF	0.67%			3.34%	
INTERFUND EQUITY EUROPE CLASSE A	0.67%	1.03%	0.88%		
BNP ESY MS PEJM TE UC ET-UCE	0.65%	0.66%	0.83%		1.42%
ADX MSCI ER GOVERN BD 1-3-XE	0.61%	0.80%	1.15%		
X MSCI WORLD MATERIALS 1C	0.61%	0.34%	0.48%	1.59%	0.29%
AMUNDI-VOLATILITY WRLD-MEHC	0.60%			2.98%	
YIS 1-10Y EMU GOVT BND-Z	0.59%			2.97%	
FID-ABSLT RTRN GLB EQT-Y PFE	0.59%			2.95%	
JUPMER GBL EQ ABRET-I EUR AC	0.59%			2.97%	
JUPITER STR ABS RET-LEURHACC	0.58%			2.89%	
NB CORP HYB BND-EUR I ACC	0.58%	0.98%			0.87%
ISHARES MSCI CHINA A-EURH AC	0.58%	0.35%	0.44%	1.37%	0.45%
EURIZON FUND II-EURO CASH-ZH	0.58%	0.75%	0.97%		0.21%
WT SHORT USD LONG EUR	0.57%			2.87%	
M&G LUX ASI LO CU B-EURCIACC	0.57%	0.64%		1.33%	
FONDITALIA FLEXIBLE SHORT DURATION CLASSE T	0.56%	0.95%			0.86%
FRK FTSE ASIA XCH XJP ETF	0.54%	0.58%	0.73%		0.98%

ISHARES CORE S&P 500	0.54%	0.26%	2.07%		
AM CORE MSCI EUROPE ETF ACC	0.52%	0.65%	0.80%		0.43%
FONDITALIA EQUITY CHINA CLASSE T	0.47%	0.56%	0.72%		0.52%
INTERFUND EURO BOND SHORT TERM 1-3	0.46%	0.53%	1.04%		
X MSCI WORLD HEALTH CARE	0.46%	0.56%	0.70%		0.43%
SPDR EUROPE ENERGY	0.45%			2.26%	
GS INDIA EQ IUSDA	0.45%			2.23%	
EURIZON IN-CTG CVTBL BD-IEA	0.45%	0.49%	0.49%		0.97%
INVESCO MSCI SAUDI ARABIA	0.42%			2.08%	
AILIS GLOBAL EQUITY MARKET NEUTRAL CLASSE I	0.41%			2.03%	
AM MSCI INDIA SP ETF EUR ACC	0.41%	0.44%	0.55%		0.74%
MFP-MAN SYSTEMAT EM EQ-I EUR	0.41%				3.45%
INTERFUND GLOBAL CONVERTIBLES	0.40%	0.32%			2.08%
INTERFUND MULTI THEMATIC CLASSE A	0.40%			2.00%	
WT URANIUM NUCLEAR ENERGY	0.39%			1.95%	
ISHARE EUR 600 AUTO&PARTS DE	0.38%	0.48%	0.59%		0.29%
HSBC MSCI INDONESIA UCITS ET	0.38%			1.90%	
MAN ASIA PAC EX-JPN EQ-INFEU	0.37%			1.85%	
JPMORGAN-US VALUE-I2 EUR H	0.36%	0.76%			
INTERFUND EURO INFLATION LINKED	0.35%	0.59%			0.54%
INVESCO-EMERG MKT EQ-SA	0.34%				2.86%
X CSI500 SWAP 1C	0.34%	0.38%	0.47%		0.49%
WT INDUSTRIAL METALS	0.34%			1.40%	0.47%
FONDITALIA QUALITY INNOVATION SUSTAINABILITY CLASSE T	0.33%	0.44%	0.56%		
FONDITALIA CLEAN ENERGY SOLUTIONS CLASSE T	0.33%	0.45%	0.57%		
INTERFUND BTPS 1-10	0.32%	0.61%			0.25%
FIRST TRUST CLOUD COMPUTING	0.32%			1.61%	
INTERFUND EURO BOND SHORT TERM 3-5	0.32%		1.18%		0.69%
XTRACKER GOLD ETC EUR HDG	0.30%			1.49%	
RW NEXT GEN EMK EQ-S USD AC	0.30%				2.48%
WT ENHANCED COMMODITY CARRY	0.30%			1.49%	
AM MSCI EAST EUR EX RU-ETF A	0.30%			1.52%	
AMD ULT SHR TR BD RSP-MC EUR	0.29%			1.46%	
ISHARES EURO COVERED BOND	0.28%			1.41%	
ODDO-BHF EUR CR SH D-CP E	0.28%	0.47%			0.43%
FTGF CB INF VL F-S EUR ACC	0.25%			1.26%	
CANDR MONEY MARKET-V-C	0.25%	0.27%	0.61%		
RCGF-ROBE SMART ENERGY-I EUR	0.21%			1.03%	
ISHARES EDGE MSCI EM VALUE	0.21%				1.79%
EURIZON FUND-BOND GBP-Z	0.20%	0.25%	0.25%		0.25%
ROBECO GLOBAL CREDITS-IHEUR	0.20%	0.31%	0.25%		
ISHARES AGRIBUSINESS	0.19%			0.93%	
INTERFUND BOND GLOBAL EMERGING MARKETS	0.19%	0.41%			
INTERFUND BOND US PLUS CLASSE A	0.19%	0.33%			0.27%
EURIZON FUND-CASH EUR-Z	0.18%	0.21%	0.40%		
EURIZON FUND-BOND JPY LTE-Z	0.17%			0.86%	
INTERFUND EQUITY PACIFIC EX JAPAN CLASSE H	0.17%			0.87%	
SPDR GLOBAL CONV EUR-H ACC	0.16%				1.35%
ASTE FND-FNAACL CRE OPOR-IHEU	0.15%	0.25%			0.24%
LO FUNDS-CNVRTBLE BD-NA	0.10%				0.80%
INTERFUND EQUITY ITALY	0.10%		0.48%		
ISHRS BRZL LB GB UCITS ETF	0.06%				0.53%
M&G LUX ASI LO CU B-E CI H A	0.05%				0.38%
L&G INDIA INR BOND ACC ETF	0.03%				0.27%
Totale strategia	100%	100%	100%	100%	100%