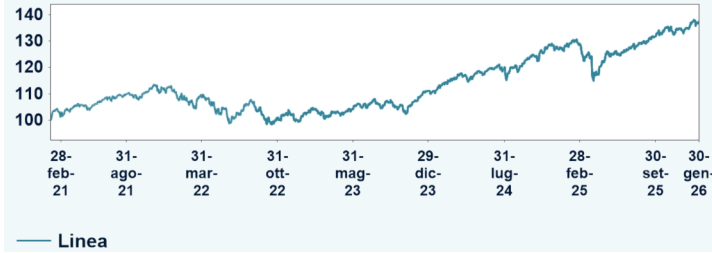


Risultati della gestione

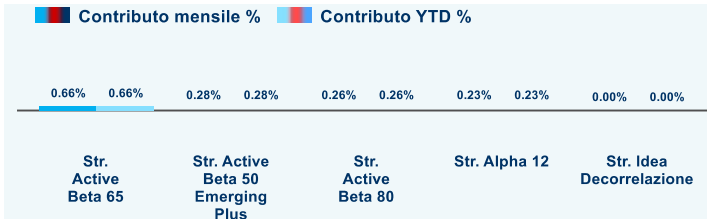
Evoluzione della linea - 5 Anni



Performance cumulate



Contributo alla performance per strategia



Caratteristiche della linea

Volatilità massima annua:	18%
Inizio gestione:	04-11-2014
Livello di rischio massimo:	Alto
Soglia minima di ingresso:	€50000

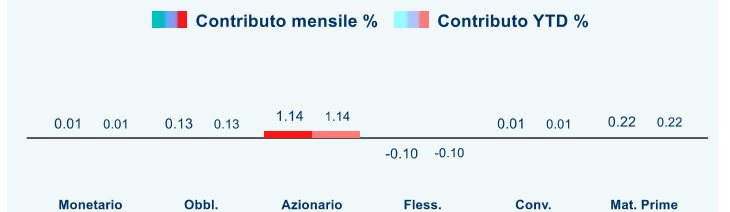
Dati di rischio

Volatilità annua ex ante	10.13%
Volatilità realizzata annualizzata	8.93%
Contributo alla volatilità ex-ante	
Strat. Active Beta 65	5.63%
Strat. Active Beta 80	2.60%
Strat. Active Beta 30 Emerging Plus	1.12%
Strat. Alpha 12	0.78%

Contributo al rischio per classi di attivo

Contributo alla volatilità ex-ante	
Monetario	-0.01%
Obbligazionario	0.25%
Azionario	9.65%
Flessibili	-0.01%
Convertibili	0.05%
Materie Prime	0.20%

Contributo alla performance per classi di attivo



Analisi del portafoglio

Scomposizione per strategie

	Linea al 30/01/26	Linea al 31/12/25
Strat. Active Beta 65	49.00%	49.00%
Strat. Alpha 12	20.00%	20.00%
Strat. Active Beta 80	19.00%	19.00%
Strat. Active Beta 50 Emerging Plus	12.00%	12.00%

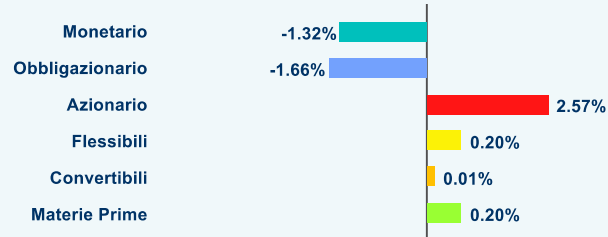
Scomposizione per classi di attivo

	Linea al 30/01/26	Linea al 31/12/25
Monetario	1.76%	3.08%
Obbligazionario	19.57%	21.23%
Azionario	60.96%	58.39%
Flessibili	13.92%	13.72%
Convertibili	0.51%	0.50%
Materie Prime	3.28%	3.08%

Variazione Linea



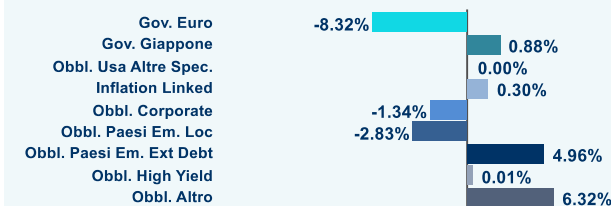
Variazione Linea



Scomposizione obbligazionaria

	Linea al 30/01/26	Linea al 31/12/25
Gov. Euro	38.36%	46.68%
Gov. Giappone	0.88%	0.00%
Obbl. Usa Altre Spec.	0.16%	0.16%
Inflation Linked	4.27%	3.97%
Obbl. Corporate	7.94%	9.28%
Obbl. Paesi Em. Loc	7.47%	10.30%
Obbl. Paesi Em. Ext Debt	10.21%	5.25%
Obbl. High Yield	0.26%	0.25%
Obbl. Altro	30.37%	24.05%

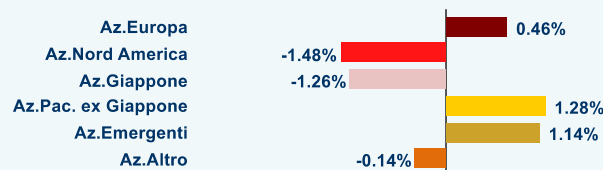
Variazione Linea



Scomposizione azionaria

	Linea al 30/01/26	Linea al 31/12/25
Az. Europa	13.87%	13.41%
Az. Nord America	55.07%	56.55%
Az. Giappone	2.73%	3.99%
Az. Pac. ex Giappone	2.35%	1.07%
Az. Emergenti	18.67%	17.53%
Az. Altro	7.31%	7.45%

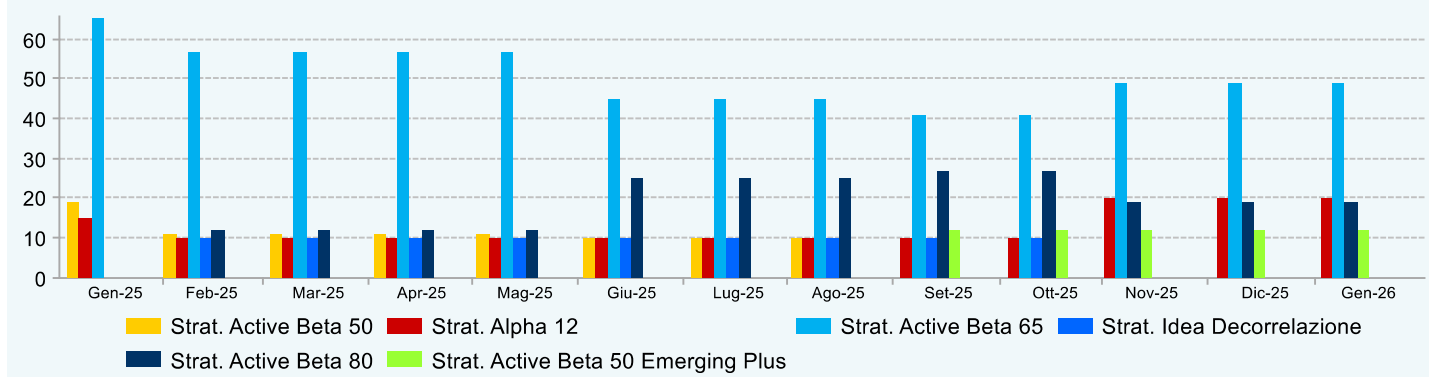
Variazione Linea



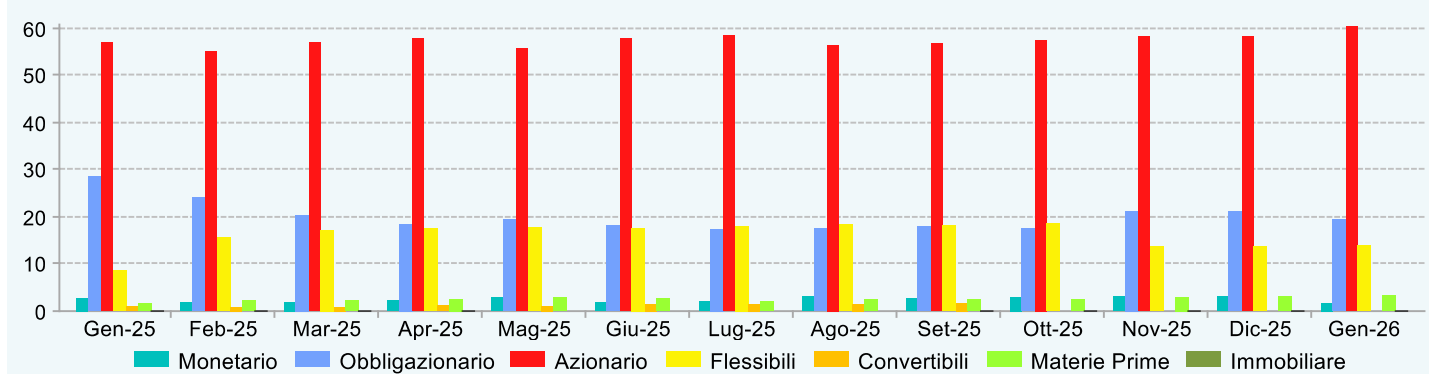
Questo documento non costituisce o contiene offerte, inviti ad offrire, messaggi promozionali o sollecitazioni all'acquisto o alla vendita di servizi o strumenti finanziari rivolti al pubblico ed è destinato ad uso esclusivo interno dei soggetti incaricati del collocamento dei prodotti, ai quali è fatto divieto di farne uso diverso. Le scelte di investimento ed i rendimenti passati non sono indicativi di quelli futuri. I dati presentati sono il risultato di elaborazione interna Fideuram S.p.A., la quale si riserva il diritto di modificare, in ogni momento, le analisi e le informazioni ivi contenute.

Evoluzione storica del portafoglio - 1 anno

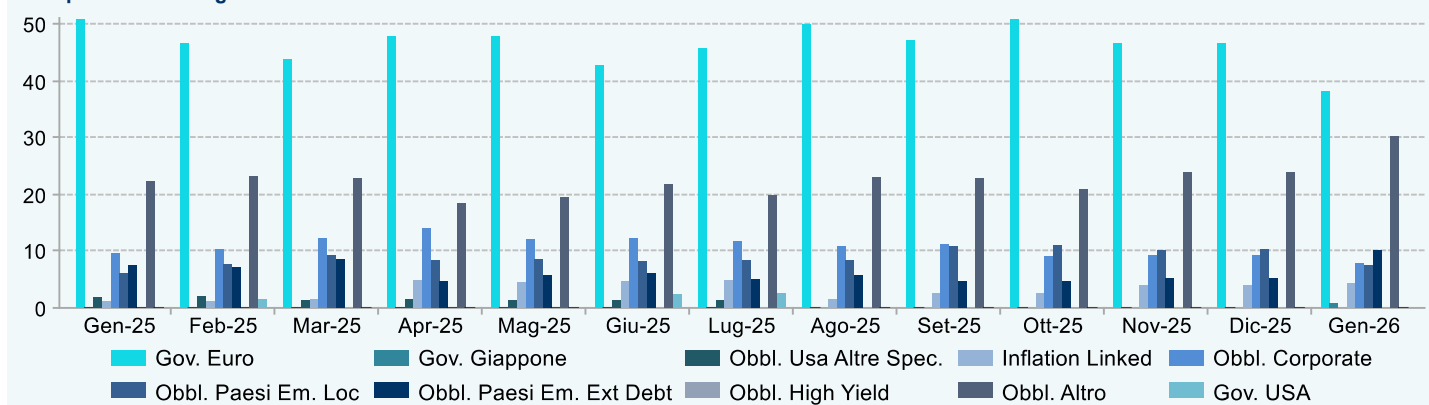
Scomposizione per strategie



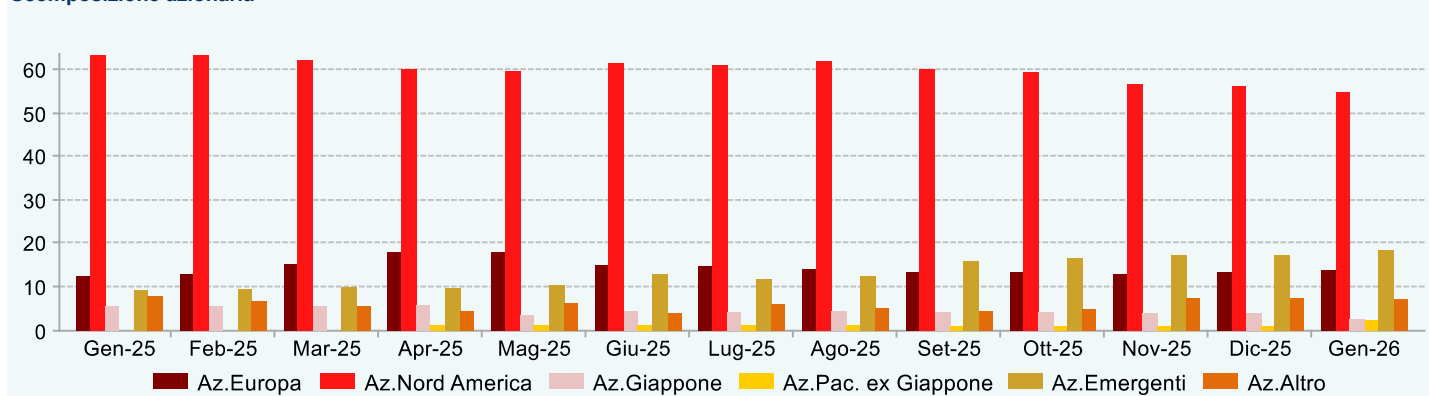
Scomposizione per classi di attivo



Scomposizione obbligazionaria



Scomposizione azionaria



Linea Consilia 7

	Peso in Consilia	Active Beta 65	Alpha 12	Active Beta 80	Active Beta 50 Emerging Plus
Peso della strategia nella Linea		49%	20%	19%	12%
FONDITALIA EQUITY USA BLUE CHIP CLASSE T	8.25%	9.80%		13.27%	7.65%
ISHARE MSCI USA SCR UCITS-UA	6.15%	7.94%		9.90%	3.17%
D-X MSCI US SCRD UCITS ETF	5.12%	6.14%		7.85%	5.19%
INTERFUND EQUITY GLOBAL EMERGING MARKETS	3.91%	4.93%		5.42%	3.85%
FONDITALIA EQUITY USA BLUE CHIP CLASSE TH	3.15%	4.99%		3.52%	0.30%
FONDITALIA CREDIT ABSOLUTE RETURN CLASSE T	2.72%	3.99%		2.08%	3.08%
INTERFUND TEAM EQUITY EUROPE	2.64%	3.24%		4.29%	1.98%
D-X MSCI EUROP SCR UCITS ETF	2.35%	2.72%		4.25%	1.77%
INTERFUND EQUITY TACTICAL ALLOCATION	2.13%	1.73%	4.23%	0.80%	2.38%
ISHARES CORE S&P 500	1.96%	2.07%		5.01%	
INTERFUND EMERGING MARKETS LOCAL CURRENCY BOND CLASSE H	1.89%	1.68%	3.37%	0.49%	2.50%
OSSIAM SHILLER BRLY CAPE EUR	1.87%	2.56%		2.58%	1.04%
FONDITALIA EQUITY GEM INNOVATORS CLASSE T	1.86%	1.73%		1.18%	6.53%
INTERFUND TEAM EQUITY USA CLASSE A	1.83%	2.75%		2.11%	0.71%
INTERFUND EURO BOND MEDIUM TERM	1.69%	2.28%		0.93%	3.30%
FIDEURAM FUND COMMODITIES	1.68%	2.76%		1.04%	1.08%
INTERFUND EQUITY JAPAN CLASSE A	1.59%	2.02%		2.49%	1.04%
INTERFUND BOND TACTICAL ALLOCATION	1.55%	1.23%	3.18%	0.80%	1.31%
SPDR S&P 400 US MID CAP	1.46%	1.88%		2.22%	0.94%
FTGF CLEARBRDG US VL F-SUSDA	1.36%	1.78%		2.01%	0.88%
AILIS RISK PREMIA CARRY CLASSE I	1.32%	1.02%	2.54%	1.03%	1.01%
EURIZON FUND-EUR LNGTR LTE-Z	1.31%	1.70%		0.73%	2.81%
INTERFUND EQUITY PACIFIC EX JAPAN CLASSE A	1.26%	1.93%		1.66%	
INTERFUND TEAM EQUITY USA CLASSE H	1.22%	1.10%		2.74%	1.30%
EIS-PB EQUITY US	1.19%	1.51%		1.89%	0.78%
INTERFUND EMERGING MARKETS LOCAL CURRENCY BOND CLASSE A	1.16%	1.24%		1.05%	2.96%
ISHARES MDAX UCITS DE EUR A	1.07%	1.43%		1.46%	0.76%
JPMORGAN-EUR EQ ABS AL-I2PAE	1.04%		4.62%		1.00%
INTERFUND EURO CORPORATE BOND	0.99%	0.87%		0.59%	3.76%
WILLER FLEXIBLE FINANCIAL BOND - CLASSE I (EUR)	0.95%	1.40%		0.73%	1.05%
EURIZON FUND-BOND EUR MED-Z	0.92%	1.17%		0.59%	1.91%
UBS SUSTDBB 5-10 ETF HAA	0.91%		4.57%		
M&G LX SUS MAC FLE CR-UIEURA	0.88%		4.38%		
PIMCO GIS-INCOME FUND-INSEHA	0.87%	1.08%		0.75%	1.63%
EURIZON FD-SECURITIZED BND-Z	0.86%	0.28%	2.52%	0.25%	1.45%
BNP ESY MS PEJM TE UC ET-UCE	0.84%	0.83%		1.42%	1.42%
FONDITALIA FLEXIBLE ITALY CLASSE T	0.83%		4.13%		
INTERFUND EUROPEAN UNION BOND	0.80%	1.10%		0.56%	1.28%
PIMCO GIS-GL LD RR-INS EURHA	0.77%		3.86%		
INTERFUND EURO BOND SHORT TERM 3-5	0.74%	1.18%		0.41%	0.69%
ADX MSCI ER GOVERN BD 1-3-XE	0.72%	1.15%		0.84%	
EURIZON FUND II-EURO CASH-ZH	0.72%	0.97%		1.15%	0.21%
INTERFUND EURO BOND SHORT TERM 1-3	0.71%	1.04%		1.04%	
BSF-AS PAC DIV EQ A/R-D2EURH	0.68%		3.41%		
D-X BLOOMBERG DC AND SM ETF	0.67%		3.34%		
INTERFUND EQUITY EUROPE CLASSE A	0.64%	0.88%		1.10%	
X MSCI WORLD MATERIALS 1C	0.63%	0.48%	1.59%	0.23%	0.29%
ISHARES MSCI CHINA A-EURH AC	0.62%	0.44%	1.37%	0.42%	0.45%
FRK FTSE ASIA XCH XJP ETF	0.62%	0.73%		0.74%	0.98%
AMUNDI-VOLATILITY WRLD-MEHC	0.60%		2.98%		
FID-ABSLT RTRN GLB EQT-Y PFE	0.59%		2.95%		
JUPMER GBL EQ ABRET-I EUR AC	0.59%		2.97%		
YIS 1-10Y EMU GOVT BND-Z	0.59%		2.97%		
AM CORE MSCI EUROPE ETF ACC	0.58%	0.80%		0.72%	0.43%
JUPITER STR ABS RET-LEURHACC	0.58%		2.89%		
WT SHORT USD LONG EUR	0.57%		2.87%		
FONDITALIA EQUITY CHINA CLASSE T	0.57%	0.72%		0.79%	0.52%
DNCA INVEST-ALPHA BONDS-IEUR	0.51%		2.30%		0.43%
AM MSCI INDIA SP ETF EUR ACC	0.47%	0.55%		0.56%	0.74%

GS INDIA EQ IUSDA	0.45%		2.23%		
SPDR EUROPE ENERGY	0.45%		2.26%		
X MSCI WORLD HEALTH CARE	0.44%	0.70%		0.23%	0.43%
INVESCO MSCI SAUDI ARABIA	0.42%		2.08%		
MFP-MAN SYSTEMAT EM EQ-I EUR	0.41%				3.45%
FONDITALIA CLEAN ENERGY SOLUTIONS CLASSE T	0.41%	0.57%		0.69%	
EURIZON IN-CTG CVTBL BD-IEA	0.41%	0.49%		0.28%	0.97%
AILIS GLOBAL EQUITY MARKET NEUTRAL CLASSE I	0.41%		2.03%		
INTERFUND MULTI THEMATIC CLASSE A	0.40%		2.00%		
INTERFUND EURO CURRENCY	0.39%	0.81%			
WT URANIUM NUCLEAR ENERGY	0.39%		1.95%		
FONDITALIA QUALITY INNOVATION SUSTAINABILITY CLASSE T	0.38%	0.56%		0.54%	
HSBC MSCI INDONESIA UCITS ET	0.38%		1.90%		
X CSI500 SWAP 1C	0.38%	0.47%		0.45%	0.49%
ISHARE EUR 600 AUTO&PARTS DE	0.38%	0.59%		0.29%	0.29%
MAN ASIA PAC EX-JPN EQ-INFEU	0.37%		1.85%		
INTERFUND EQUITY ITALY	0.35%	0.48%		0.59%	
INVESCO-EMERG MKT EQ-SA	0.34%				2.86%
WT INDUSTRIAL METALS	0.34%		1.40%		0.47%
FIRST TRUST CLOUD COMPUTING	0.32%		1.61%		
WT ENHANCED COMMODITY CARRY	0.30%		1.49%		
AM MSCI EAST EUR EX RU-ETF A	0.30%		1.52%		
CANDR MONEY MARKET-V-C	0.30%	0.61%			
XTRACKER GOLD ETC EUR HDG	0.30%		1.49%		
RW NEXT GEN EMK EQ-S USD AC	0.30%				2.48%
AMD ULT SHR TR BD RSP-MC EUR	0.29%		1.46%		
ISHARES EURO COVERED BOND	0.28%		1.41%		
M&G LUX ASI LO CU B-EURCIACC	0.27%		1.33%		
INTERFUND GLOBAL CONVERTIBLES	0.25%				2.08%
FTGF CB INF VL F-S EUR ACC	0.25%		1.26%		
ISHARES EDGE MSCI EM VALUE	0.21%				1.79%
RCGF-ROBE SMART ENERGY-I EUR	0.21%		1.03%		
EURIZON FUND-CASH EUR-Z	0.20%	0.40%			
ISHARES AGRIBUSINESS	0.19%		0.93%		
EURIZON FUND-BOND JPY LTE-Z	0.17%		0.86%		
INTERFUND EQUITY PACIFIC EX JAPAN CLASSE H	0.17%		0.87%		
ISHARES MSCI EM XCHINA	0.16%			0.84%	
SPDR GLOBAL CONV EUR-H ACC	0.16%				1.35%
EURIZON FUND-BOND GBP-Z	0.15%	0.25%			0.25%
EURIZON FUND-BOND CORP EUR-Z	0.13%				1.09%
ROBECO GLOBAL CREDITS-IHEUR	0.12%	0.25%			
LO FUNDS-CNVRTBLE BD-NA	0.10%				0.80%
NB CORP HYB BND-EUR I ACC	0.10%				0.87%
FONDITALIA FLEXIBLE SHORT DURATION CLASSE T	0.10%				0.86%
VANG FTSE JPN USDA	0.08%			0.40%	
ISHRS BRZL LB GB UCITS ETF	0.06%				0.53%
INTERFUND EURO INFLATION LINKED	0.06%				0.54%
ODDO-BHF EUR CR SH D-CP E	0.05%				0.43%
M&G LUX ASI LO CU B-E CI H A	0.05%				0.38%
L&G INDIA INR BOND ACC ETF	0.03%				0.27%
INTERFUND BOND US PLUS CLASSE A	0.03%				0.27%
INTERFUND BTPS 1-10	0.03%				0.25%
ASTE FND-FNAACL CRE OPOR-IHEU	0.03%				0.24%
Totale strategia	100%	100%	100%	100%	100%