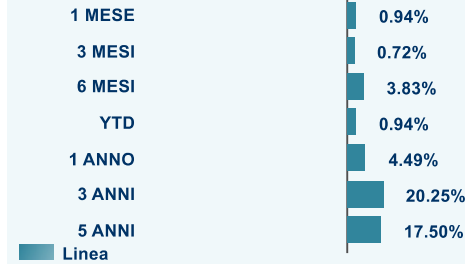


Risultati della gestione

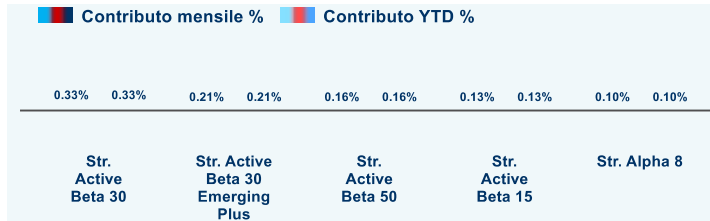
Evoluzione della linea - 5 Anni



Performance cumulate



Contributo alla performance per strategia



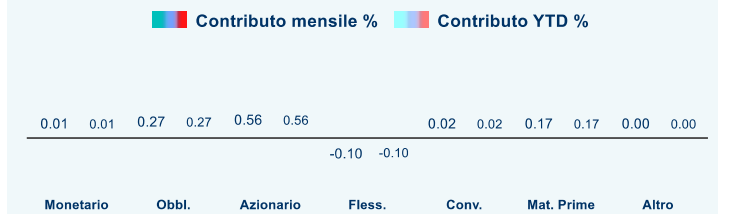
Caratteristiche della linea

Volatilità massima annua:	9%
Inizio gestione:	19-05-2015
Livello di rischio massimo:	Medio alto
Soglia minima di ingresso:	non è più collocabile

Dati di rischio

Volatilità annua ex ante	5.58%
Volatilità realizzata annualizzata	4.54%
Contributo alla volatilità ex-ante	
Strat. Active Beta 30	2.25%
Strat. Active Beta 50	1.29%
Strat. Active Beta 30 Emerging Plus	0.77%
Strat. Active Beta 15	0.72%
Strat. Alpha 8	0.54%
Contributo alla volatilità ex-ante	
Monetario	0.01%
Obbligazionario	0.90%
Azionario	4.39%
Flessibili	0.03%
Convertibili	0.09%
Materie Prime	0.17%

Contributo alla performance per classi di attivo



Analisi del portafoglio

Scomposizione per strategie

	Linea al 30/01/26	Linea al 31/12/25
Strat. Active Beta 30	36.00%	36.00%
Strat. Alpha 8	20.00%	20.00%
Strat. Active Beta 15	18.00%	18.00%
Strat. Active Beta 50	14.00%	14.00%
Strat. Active Beta 30 Emerging Plus	12.00%	12.00%

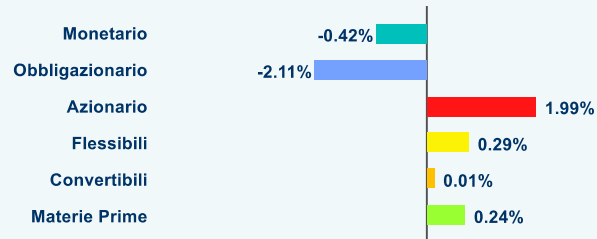
Scomposizione per classi di attivo

	Linea al 30/01/26	Linea al 31/12/25
Monetario	4.09%	4.51%
Obbligazionario	46.29%	48.40%
Azionario	28.92%	26.93%
Flessibili	16.88%	16.59%
Convertibili	0.96%	0.95%
Materie Prime	2.86%	2.62%

Variazione Linea



Variazione Linea



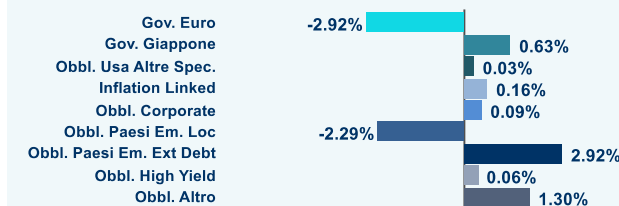
Scomposizione obbligazionaria

	Linea al 30/01/26	Linea al 31/12/25
Gov. Euro	46.04%	48.96%
Gov. Giappone	0.63%	0.00%
Obbl. Usa Altre Spec.	0.89%	0.86%
Inflation Linked	3.60%	3.44%
Obbl. Corporate	12.54%	12.45%
Obbl. Paesi Em. Loc	5.44%	7.73%
Obbl. Paesi Em. Ext Debt	6.52%	3.60%
Obbl. High Yield	1.73%	1.67%
Obbl. Altro	22.22%	20.92%

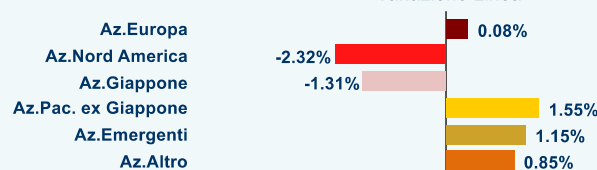
Scomposizione azionaria

	Linea al 30/01/26	Linea al 31/12/25
Az. Europa	13.07%	12.99%
Az. Nord America	53.42%	55.74%
Az. Giappone	2.54%	3.85%
Az. Pac. ex Giappone	3.20%	1.65%
Az. Emergenti	19.92%	18.77%
Az. Altro	7.85%	7.00%

Variazione Linea

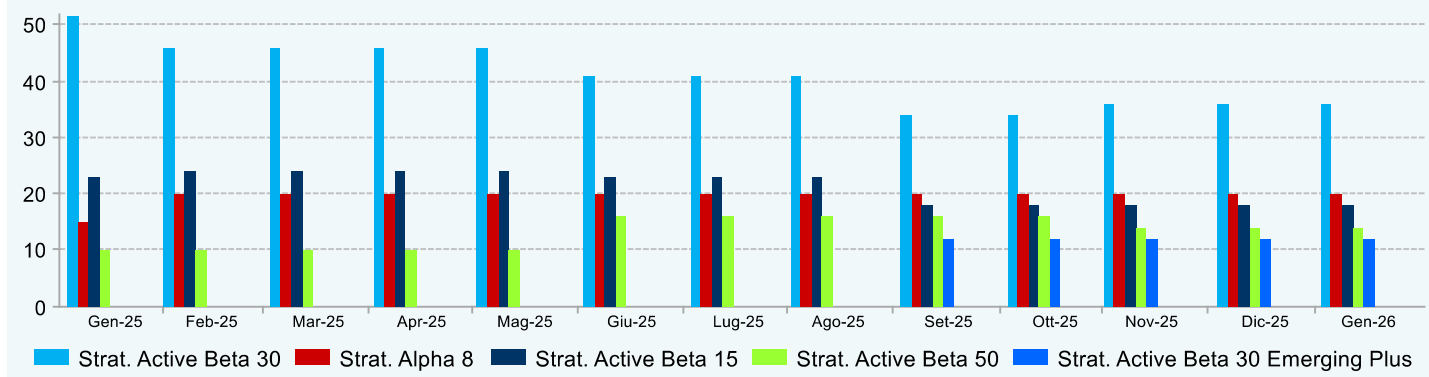


Variazione Linea

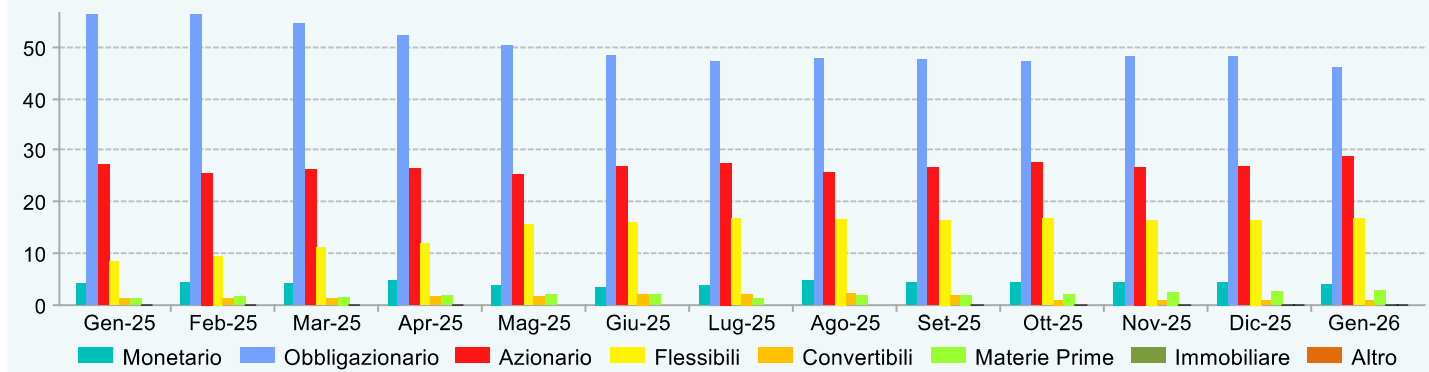


Evoluzione storica del portafoglio - 1 anno

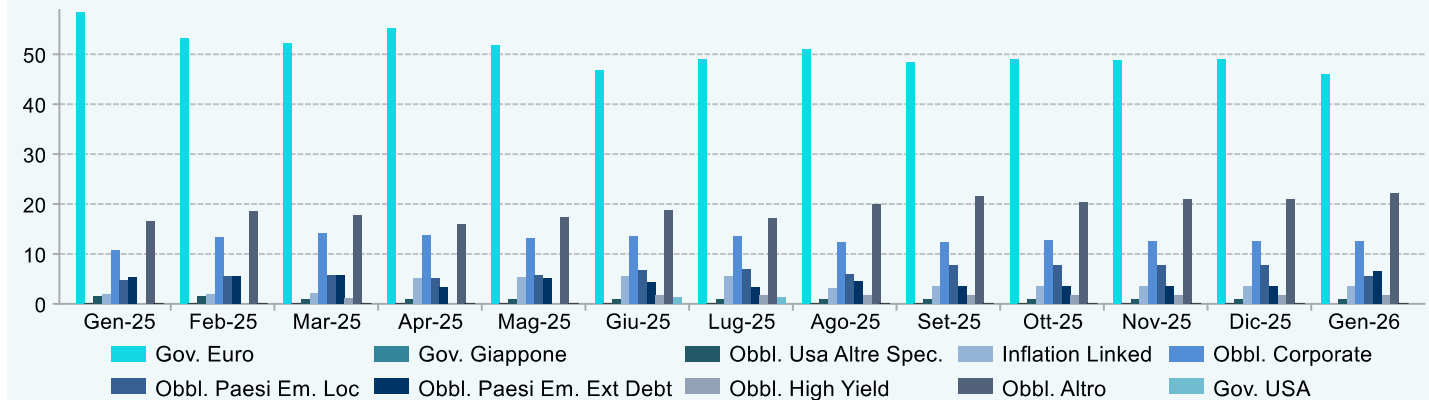
Scomposizione per strategie



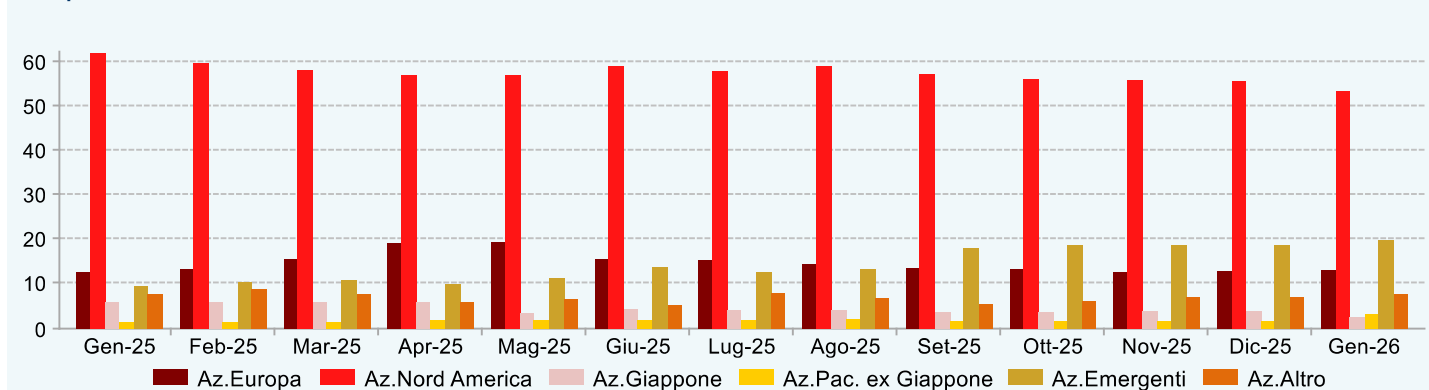
Scomposizione per classi di attivo



Scomposizione obbligazionaria



Scomposizione azionaria



Linea Consilia 4

	Peso in Consilia	Active Beta 30	Alpha 8	Active Beta 15	Active Beta 50	Active Beta 30 Emerging Plus
Peso della strategia nella Linea		36%	20%	18%	14%	12%
INTERFUND EURO BOND MEDIUM TERM	5.07%	6.85%		9.47%	1.71%	5.47%
INTERFUND EURO BOND SHORT TERM 3-5	5.03%	7.25%		10.47%		4.52%
INTERFUND EURO CORPORATE BOND	4.29%	5.68%		6.17%	3.96%	4.85%
FONDITALIA EQUITY USA BLUE CHIP CLASSE TH	4.10%	6.84%		3.55%	5.29%	2.11%
FONDITALIA CREDIT ABSOLUTE RETURN CLASSE T	3.95%	5.04%		5.77%	3.97%	4.54%
D-X MSCI US SCRD UCITS ETF	3.15%	4.82%		2.00%	5.42%	2.49%
INTERFUND BTPS 1-10	3.04%	4.10%		5.62%	0.61%	3.89%
INTERFUND EQUITY TACTICAL ALLOCATION	2.61%	2.12%	4.19%	2.42%	1.79%	2.72%
FONDITALIA EQUITY USA BLUE CHIP CLASSE T	2.61%	2.37%		1.36%	7.50%	3.86%
INTERFUND EMERGING MARKETS LOCAL CURRENCY BOND CLASSE H	2.45%	0.97%	3.29%	5.12%	0.90%	3.31%
EURIZON FUND-EUR LNGTR LTE-Z	2.17%	2.82%		3.23%	1.92%	2.49%
EURIZON FD-SECURITIZED BND-Z	2.01%	1.71%	3.31%	1.85%	1.45%	1.66%
INTERFUND BOND TACTICAL ALLOCATION	1.97%	1.68%	3.16%	2.01%	1.30%	1.63%
INTERFUND EMERGING MARKETS LOCAL CURRENCY BOND CLASSE A	1.86%	3.01%			2.23%	3.90%
AMD ULT SHR TR BD RSP-MC EUR	1.82%		9.06%			
DNCA INVEST-ALPHA BONDS-IEUR	1.63%	0.75%	5.19%	0.97%	0.48%	0.70%
INTERFUND EQUITY GLOBAL EMERGING MARKETS	1.55%	1.83%		0.88%	3.70%	1.79%
INTERFUND TEAM EQUITY EUROPE	1.53%	2.02%		1.14%	2.64%	1.85%
EURIZON FUND-BOND EUR MED-Z	1.43%	1.88%		2.13%	1.19%	1.69%
FIDEURAM FUND COMMODITIES	1.42%	1.84%		1.46%	2.54%	1.19%
AILIS RISK PREMIA CARRY CLASSE I	1.41%	1.03%	2.94%	1.03%	1.03%	1.02%
ISHARE MSCI USA SCR UCITS-UA	1.41%	0.76%		0.93%	5.66%	1.50%
WILLER FLEXIBLE FINANCIAL BOND - CLASSE I (EUR)	1.38%	1.77%		2.03%	1.39%	1.48%
PIMCO GIS-INCOME FUND-INSEHA	1.36%	1.70%		1.73%	1.68%	1.68%
INTERFUND EURO BOND SHORT TERM 1-3	1.31%	2.00%		2.08%	0.53%	1.15%
INTERFUND EURO CURRENCY	1.26%	1.03%		3.19%	2.24%	
INTERFUND EUROPEAN UNION BOND	1.22%	1.51%		2.17%	0.93%	1.29%
FONDITALIA EQUITY GEM INNOVATORS CLASSE T	1.20%	0.97%		0.64%	1.45%	4.48%
FONDITALIA FLEXIBLE SHORT DURATION CLASSE T	1.17%	1.48%		1.90%	0.95%	1.39%
UBS SUSTDBB 5-10 ETF HAA	0.99%		4.94%			
JPMORGAN-EUR EQ ABS AL-I2PAE	0.95%		4.15%			1.01%
INTERFUND EURO INFLATION LINKED	0.93%	1.13%		1.74%	0.59%	1.05%
NB CORP HYB BND-EUR I ACC	0.91%	1.20%		1.23%	0.98%	1.03%
YIS 1-10Y EMU GOVT BND-Z	0.90%		4.49%			
INTERFUND TEAM EQUITY USA CLASSE A	0.90%	1.10%		0.93%	1.67%	0.85%
OSSIAM SHILLER BRLY CAPE EUR	0.82%	1.07%		0.51%	1.93%	0.65%
INTERFUND EQUITY PACIFIC EX JAPAN CLASSE A	0.80%	1.31%		0.67%	1.49%	
FONDITALIA FLEXIBLE ITALY CLASSE T	0.77%		3.83%			
M&G LX SUS MAC FLE CR-UIEURA	0.75%		3.73%			
PIMCO GIS-GL LD RR-INS EURHA	0.74%		3.69%			
INTERFUND EQUITY JAPAN CLASSE A	0.73%	0.96%		0.49%	1.58%	0.65%
SPDR S&P 400 US MID CAP	0.72%	0.95%		0.54%	1.48%	0.60%
INTERFUND GLOBAL CONVERTIBLES	0.71%	0.62%		0.92%	0.32%	2.33%
D-X MSCI EUROP SCR UCITS ETF	0.70%	0.85%		0.40%	1.95%	0.40%
INTERFUND EURO BOND LONG TERM	0.69%				4.93%	
D-X BLOOMBERG DC AND SM ETF	0.61%		3.05%			
JUPMER GBL EQ ABRET-I EUR AC	0.60%		3.00%			
M&G LUX ASI LO CU B-EURCIACC	0.59%	0.51%	1.02%	0.62%	0.64%	
BSF-AS PAC DIV EQ A/R-D2EURH	0.59%		2.95%			
FID-ABSLT RTRN GLB EQT-Y PFE	0.59%		2.97%			
JUPITER STR ABS RET-LEURHACC	0.58%		2.89%			
ODDO-BHF EUR CR SH D-CP E	0.58%	0.73%		0.93%	0.47%	0.68%
ISHARES MDAX UCITS DE EUR A	0.56%	0.73%		0.45%	1.14%	0.49%
EURIZON IN-CTG CVTBL BD-IEA	0.55%	0.61%		0.72%	0.49%	1.09%
FONDITALIA FINANCIAL CREDIT BOND CLASSE T	0.53%	0.77%		1.16%		0.34%
ISHARES EURO COVERED BOND	0.50%		2.50%			
INTERFUND TEAM EQUITY USA CLASSE H	0.50%	0.74%			1.34%	0.36%
EIS-PB EQUITY US	0.48%	0.72%			1.18%	0.48%
GS INDIA EQ IUSDA	0.47%	0.31%	1.54%	0.29%		

AMUNDI-VOLATILITY WRLD-MEH	0.45%		2.25%			
WT SHORT USD LONG EUR	0.45%		2.26%			
X MSCI WORLD MATERIALS 1C	0.44%	0.27%	1.07%	0.30%	0.34%	0.22%
INTERFUND BOND US PLUS CLASSE A	0.41%	0.52%		0.67%	0.33%	0.47%
AILIS GLOBAL EQUITY MARKET NEUTRAL CLASSE I	0.41%		2.05%			
ROBECO GLOBAL CREDITS-IHEUR	0.40%	0.53%		0.63%	0.31%	0.44%
WT ENHANCED COMMODITY CARRY	0.40%		2.01%			
ISHARES MSCI CHINA A-EURH AC	0.37%	0.43%	0.54%	0.32%	0.35%	
FTGF CLEARBRDG US VL F-SUSDA	0.36%	0.42%		0.24%	0.67%	0.57%
EURIZON FUND-BOND CORP EUR-Z	0.36%	0.42%			1.17%	0.40%
JPMORGAN-US VALUE-I2 EUR H	0.36%	0.53%		0.36%	0.76%	
MAN ASIA PAC EX-JPN EQ-INFEU	0.36%		1.82%			
EURIZON FUND II-EURO CASH-ZH	0.35%	0.46%		0.24%	0.75%	0.30%
INTERFUND BOND GLOBAL EMERGING MARKETS	0.35%	0.50%		0.63%	0.41%	
INTERFUND EQUITY EUROPE CLASSE A	0.32%	0.48%			1.03%	
CANDR MONEY MARKET-V-C	0.30%	0.38%		0.48%	0.27%	0.35%
FRK FTSE ASIA XCH XJP ETF	0.30%	0.40%			0.58%	0.59%
INTERFUND MULTI THEMATIC CLASSE A	0.30%		1.50%			
FONDITALIA QUALITY INNOVATION SUSTAINABILITY CLASSE T	0.30%	0.52%		0.26%	0.44%	
EURIZON FUND-BOND JPY LTE-Z	0.29%		1.46%			
AM CORE MSCI EUROPE ETF ACC	0.28%	0.43%			0.65%	0.26%
EURIZON FUND-CASH EUR-Z	0.26%	0.39%			0.21%	0.74%
MFP-MAN SYSTEMAT EM EQ-I EUR	0.26%					2.14%
EURIZON FUND-BOND GBP-Z	0.25%	0.30%		0.40%	0.25%	0.30%
ASTE FND-FNAACL CRE OPOR-IHEU	0.25%	0.31%		0.37%	0.25%	0.30%
ADX MSCI ER GOVERN BD 1-3-XE	0.24%	0.36%			0.80%	
ISHARE EUR 600 AUTO&PARTS DE	0.24%	0.30%		0.21%	0.48%	0.21%
RW NEXT GEN EMK EQ-S USD AC	0.23%					1.89%
XTRACKER GOLD ETC EUR HDG	0.23%		1.13%			
FONDITALIA EQUITY CHINA CLASSE T	0.22%	0.30%			0.56%	0.28%
GENERALI EURO BD 1-3 YRS-BX	0.22%	0.33%		0.55%		
X MSCI WORLD HEALTH CARE	0.22%	0.31%			0.56%	0.22%
INTERFUND BOND GLOBAL HIGH YIELD	0.22%	0.27%		0.55%		0.23%
INVESCO-EMERG MKT EQ-SA	0.21%					1.73%
VANG GBPGVBD GBPA	0.21%	0.39%		0.40%		
WT INDUSTRIAL METALS	0.20%		0.71%			0.49%
WT URANIUM NUCLEAR ENERGY	0.20%		0.98%			
BNP ESY MS PEJM TE UC ET-UCE	0.20%				0.66%	0.86%
HSBC MSCI INDONESIA UCITS ET	0.19%		0.95%			
SPDR GLOBAL CONV EUR-H ACC	0.18%					1.47%
INVESCO MSCI SAUDI ARABIA	0.16%		0.79%			
FIRST TRUST CLOUD COMPUTING	0.16%		0.81%			
RCGF-ROBE SMART ENERGY-I EUR	0.15%		0.76%			
FTGF CB INF VL F-S EUR ACC	0.15%		0.77%			
FONDITALIA EQUITY LATIN AMERICA CLASSE T	0.15%	0.31%		0.21%		
ISHARES EDGE MSCI EM VALUE	0.14%					1.15%
INTERFUND EQUITY PACIFIC EX JAPAN CLASSE H	0.12%		0.62%			
M&G LUX ASI LO CU B-E CI H A	0.12%					0.98%
AM MSCI EAST EUR EX RU-ETF A	0.12%		0.60%			
AM MSCI INDIA SP ETF EUR ACC	0.11%				0.44%	0.45%
SPDR EUROPE ENERGY	0.11%		0.56%			
ISHRS BRZL LB GB UCITS ETF	0.10%					0.82%
X CSI500 SWAP 1C	0.09%				0.38%	0.33%
ISHARES AGRIBUSINESS	0.09%		0.47%			
L&G INDIA INR BOND ACC ETF	0.07%					0.55%
LO FUNDS-CNVRTBLE BD-NA	0.07%					0.60%
FONDITALIA CLEAN ENERGY SOLUTIONS CLASSE T	0.06%				0.45%	
YIS MSCI EUROPE UNIV-Z	0.05%			0.26%		
ISHARES CORE S&P 500	0.04%				0.26%	

Totale strategia	100%	100%	100%	100%	100%	100%
-------------------------	-------------	-------------	-------------	-------------	-------------	-------------