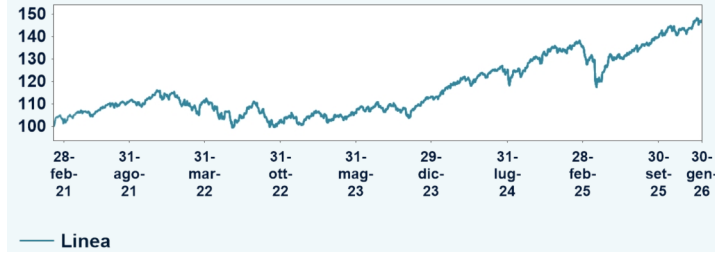


Risultati della gestione

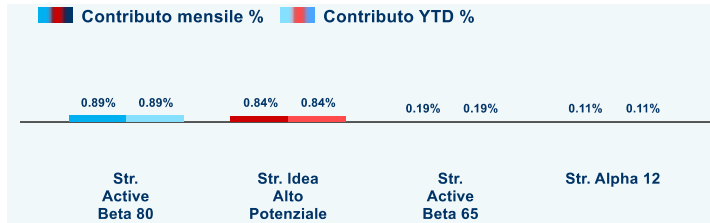
Evoluzione della linea - 5 Anni



Performance cumulate



Contributo alla performance per strategia



Caratteristiche della linea

| | |
|-----------------------------|------------|
| Volatilità massima annua: | 26% |
| Inizio gestione: | 19-05-2015 |
| Livello di rischio massimo: | Molto alto |
| Soglia minima di ingresso: | €50000 |

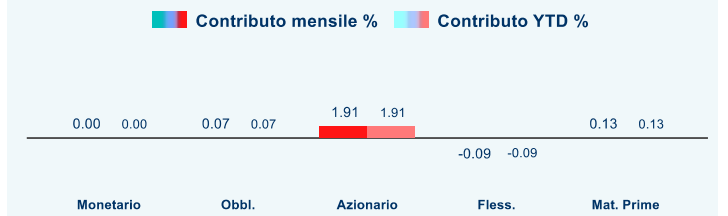
Dati di rischio

| | |
|---|--------|
| Volatilità annua ex ante | 12.39% |
| Volatilità realizzata annualizzata | 11.22% |
| Contributo alla volatilità ex-ante | |
| Strat. Active Beta 80 | 8.95% |
| Strat. Active Beta 65 | 1.59% |
| Strat. Idea Alto Potenziale | 1.46% |
| Strat. Alpha 12 | 0.38% |

Contributo al rischio per classi di attivo

| | |
|---|--------|
| Contributo alla volatilità ex-ante | |
| Monetario | -0.01% |
| Obbligazionario | 0.13% |
| Azionario | 12.20% |
| Flessibili | -0.01% |
| Materie Prime | 0.10% |

Contributo alla performance per classi di attivo



Analisi del portafoglio

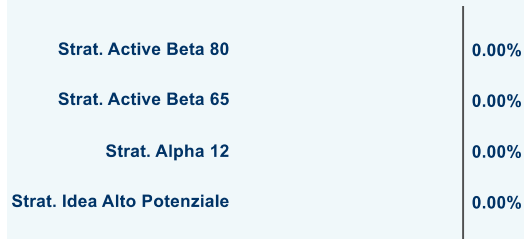
Scomposizione per strategie

| | Linea al 30/01/26 | Linea al 31/12/25 |
|-----------------------------|-------------------|-------------------|
| Strat. Active Beta 80 | 66.00% | 66.00% |
| Strat. Active Beta 65 | 14.00% | 14.00% |
| Strat. Alpha 12 | 10.00% | 10.00% |
| Strat. Idea Alto Potenziale | 10.00% | 10.00% |

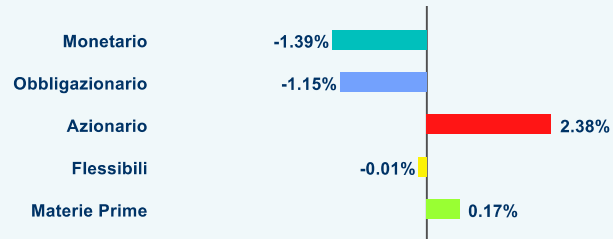
Scomposizione per classi di attivo

| | Linea al 30/01/26 | Linea al 31/12/25 |
|-----------------|-------------------|-------------------|
| Monetario | 0.69% | 2.08% |
| Obbligazionario | 11.92% | 13.07% |
| Azionario | 77.32% | 74.94% |
| Flessibili | 8.23% | 8.24% |
| Materie Prime | 1.84% | 1.67% |

Variazione Linea



Variazione Linea



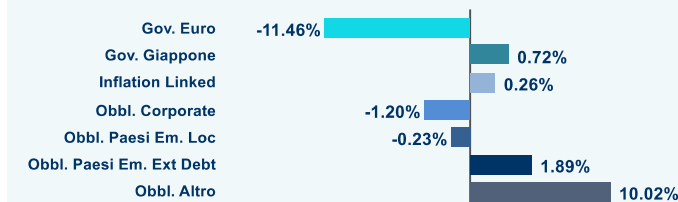
Scomposizione obbligazionaria

| | Linea al 30/01/26 | Linea al 31/12/25 |
|--------------------------|-------------------|-------------------|
| Gov. Euro | 41.99% | 53.45% |
| Gov. Giappone | 0.72% | 0.00% |
| Inflation Linked | 3.24% | 2.98% |
| Obbl. Corporate | 5.77% | 6.97% |
| Obbl. Paesi Em. Loc | 8.40% | 8.63% |
| Obbl. Paesi Em. Ext Debt | 7.49% | 5.60% |
| Obbl. Altro | 32.39% | 22.37% |

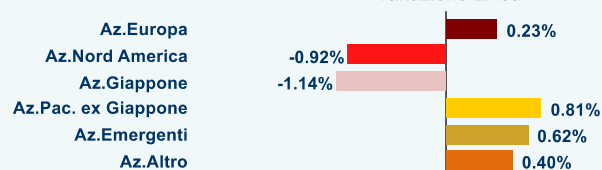
Scomposizione azionaria

| | Linea al 30/01/26 | Linea al 31/12/25 |
|----------------------|-------------------|-------------------|
| Az. Europa | 12.96% | 12.73% |
| Az. Nord America | 53.04% | 53.96% |
| Az. Giappone | 2.84% | 3.98% |
| Az. Pac. ex Giappone | 3.10% | 2.29% |
| Az. Emergenti | 23.51% | 22.89% |
| Az. Altro | 4.55% | 4.15% |

Variazione Linea



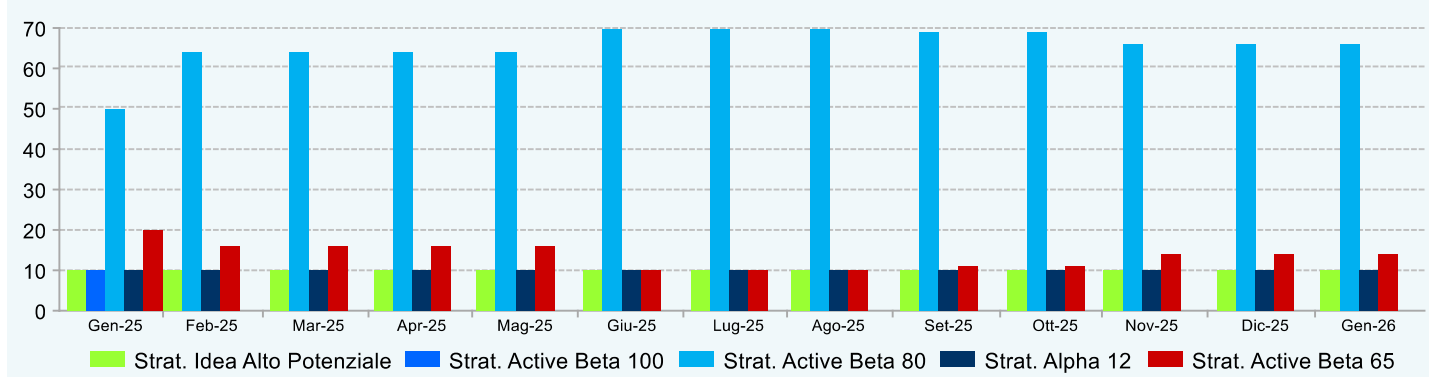
Variazione Linea



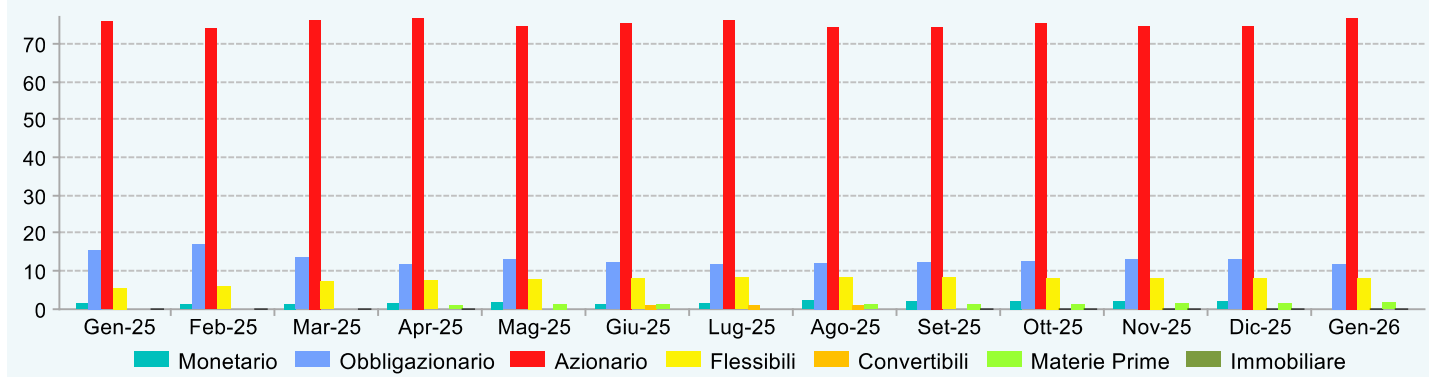
Questo documento non costituisce o contiene offerte, inviti ad offrire, messaggi promozionali o sollecitazioni all'acquisto o alla vendita di servizi o strumenti finanziari rivolti al pubblico ed è destinato ad uso esclusivo interno dei soggetti incaricati del collocamento dei prodotti, ai quali è fatto divieto di farne uso diverso. Le scelte di investimento ed i rendimenti passati non sono indicativi di quelli futuri. I dati presentati sono il risultato di elaborazione interna Fideuram S.p.A., la quale si riserva il diritto di modificare, in ogni momento, le analisi e le informazioni ivi contenute.

Evoluzione storica del portafoglio - 1 anno

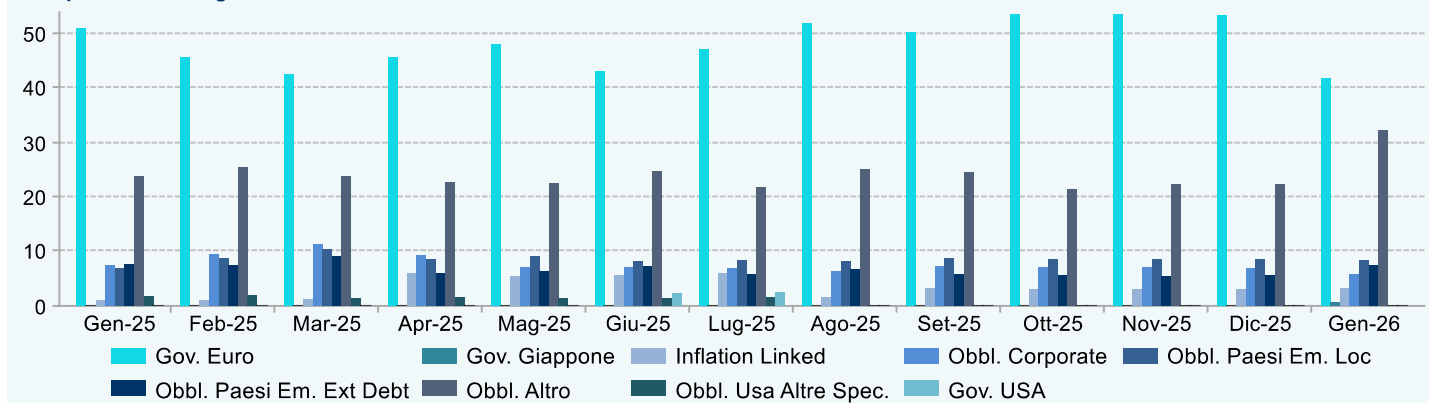
Scomposizione per strategie



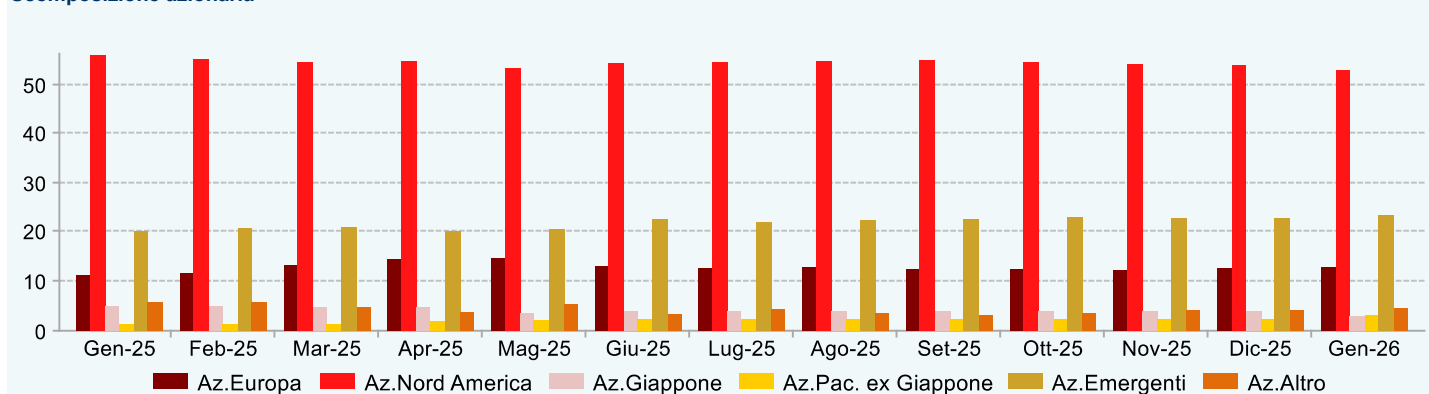
Scomposizione per classi di attivo



Scomposizione obbligazionaria



Scomposizione azionaria



Linea Consilia 9

| | Peso in Consilia | Active Beta 80 | Active Beta 65 | Alpha 12 | Idea Alto Potenziale |
|---|------------------|----------------|----------------|------------|----------------------|
| Peso della strategia nella Linea | | 66% | 14% | 10% | 10% |
| FONDITALIA EQUITY USA BLUE CHIP CLASSE T | 10.14% | 13.27% | 9.80% | | |
| ISHARE MSCI USA SCR UCITS-UA | 7.65% | 9.90% | 7.94% | | |
| D-X MSCI US SCRD UCITS ETF | 6.04% | 7.85% | 6.14% | | |
| INTERFUND EQUITY GLOBAL EMERGING MARKETS | 4.27% | 5.42% | 4.93% | | |
| ISHARES CORE S&P 500 | 3.59% | 5.01% | 2.07% | | |
| INTERFUND TEAM EQUITY EUROPE | 3.28% | 4.29% | 3.24% | | |
| D-X MSCI EUROP SCR UCITS ETF | 3.18% | 4.25% | 2.72% | | |
| FONDITALIA EQUITY USA BLUE CHIP CLASSE TH | 3.02% | 3.52% | 4.99% | | |
| OSSIAM SHILLER BRLY CAPE EUR | 2.06% | 2.58% | 2.56% | | |
| INTERFUND TEAM EQUITY USA CLASSE H | 1.96% | 2.74% | 1.10% | | |
| INTERFUND EQUITY JAPAN CLASSE A | 1.93% | 2.49% | 2.02% | | |
| FONDITALIA CREDIT ABSOLUTE RETURN CLASSE T | 1.93% | 2.08% | 3.99% | | |
| INTERFUND TEAM EQUITY USA CLASSE A | 1.78% | 2.11% | 2.75% | | |
| SPDR S&P 400 US MID CAP | 1.73% | 2.22% | 1.88% | | |
| FTGF CLEARBRDG US VL F-SUSDA | 1.58% | 2.01% | 1.78% | | |
| EIS-PB EQUITY US | 1.46% | 1.89% | 1.51% | | |
| INTERFUND EQUITY PACIFIC EX JAPAN CLASSE A | 1.37% | 1.66% | 1.93% | | |
| INTERFUND EQUITY TACTICAL ALLOCATION | 1.20% | 0.80% | 1.73% | 4.23% | |
| ISHARES MDAX UCITS DE EUR A | 1.16% | 1.46% | 1.43% | | |
| AILIS RISK PREMIA CARRY CLASSE I | 1.07% | 1.03% | 1.02% | 2.54% | |
| FIDEURAM FUND COMMODITIES | 1.07% | 1.04% | 2.76% | | |
| BNP ESY MS PEJM TE UC ET-UCE | 1.05% | 1.42% | 0.83% | | |
| FONDITALIA EQUITY GEM INNOVATORS CLASSE T | 1.02% | 1.18% | 1.73% | | |
| INTERFUND BOND TACTICAL ALLOCATION | 1.01% | 0.80% | 1.23% | 3.18% | |
| INTERFUND EURO BOND MEDIUM TERM | 0.93% | 0.93% | 2.28% | | |
| EURIZON FUND II-EURO CASH-ZH | 0.90% | 1.15% | 0.97% | | |
| INTERFUND EMERGING MARKETS LOCAL CURRENCY BOND CLASSE H | 0.89% | 0.49% | 1.68% | 3.37% | |
| INTERFUND EMERGING MARKETS LOCAL CURRENCY BOND CLASSE A | 0.87% | 1.05% | 1.24% | | |
| INTERFUND EQUITY EUROPE CLASSE A | 0.85% | 1.10% | 0.88% | | |
| INTERFUND EURO BOND SHORT TERM 1-3 | 0.83% | 1.04% | 1.04% | | |
| RW GLOBAL EMERG MKTSB USD | 0.73% | | | | 7.29% |
| EURIZON FUND-EUR LNGTR LTE-Z | 0.72% | 0.73% | 1.70% | | |
| ADX MSCI ER GOVERN BD 1-3-XE | 0.72% | 0.84% | 1.15% | | |
| ABR EMR MAR INC EQ FN-KACCUS | 0.70% | | | | 7.03% |
| WILLER FLEXIBLE FINANCIAL BOND - CLASSE I (EUR) | 0.68% | 0.73% | 1.40% | | |
| AM MSCI EAST EUR EX RU-ETF A | 0.66% | | | 1.52% | 5.11% |
| PIMCO GIS-INCOME FUND-INSEHA | 0.64% | 0.75% | 1.08% | | |
| HSBC GIF-GL EMERG MKT EQY-IC | 0.63% | | | | 6.29% |
| FRANK TEMP INV EMG MKT-I ACC | 0.62% | | | | 6.24% |
| FONDITALIA EQUITY CHINA CLASSE T | 0.62% | 0.79% | 0.72% | | |
| INVESCO-EMERG MKT EQ-SA | 0.61% | | | | 6.07% |
| GS EMRG MARKET EQTY IA | 0.60% | | | | 6.02% |
| MFP-MAN SYSTEMAT EM EQ-I EUR | 0.60% | | | | 6.01% |
| JPM GL EM REI ACT UCITS ETF | 0.59% | | | | 5.89% |
| FRK FTSE ASIA XCH XJP ETF | 0.59% | 0.74% | 0.73% | | |
| AM CORE MSCI EUROPE ETF ACC | 0.59% | 0.72% | 0.80% | | |
| BETAPLS ENH EME MKT SE-BI EU | 0.59% | | | | 5.94% |
| ISHARES MSCI EM XCHINA | 0.56% | 0.84% | | | |
| EURIZON FUND-BOND EUR MED-Z | 0.55% | 0.59% | 1.17% | | |
| FONDITALIA CLEAN ENERGY SOLUTIONS CLASSE T | 0.53% | 0.69% | 0.57% | | |
| HSBC GL INV-CHINESE EQUI-XCE | 0.52% | | | | 5.22% |
| INTERFUND EUROPEAN UNION BOND | 0.52% | 0.56% | 1.10% | | |
| INTERFUND EURO CORPORATE BOND | 0.51% | 0.59% | 0.87% | | |
| VON FND-MTX EMER MAR LE-IEUR | 0.51% | | | | 5.06% |
| FIDELITY-EMERG AS-Y ACC USD | 0.48% | | | | 4.82% |
| TR PRC-ASIAN EX-JAP EQUITY-Q1 | 0.48% | | | | 4.76% |
| ISHARES MSCI CHINA A-EURH AC | 0.47% | 0.42% | 0.44% | 1.37% | |
| MAN ASIA EX JAPAN EQUT-IFEUR | 0.47% | | | | 4.67% |
| JPMORGAN-EUR EQ ABS AL-I2PAE | 0.46% | | | 4.62% | |

| | | | | | |
|---|-------------|-------------|-------------|-------------|-------------|
| UBS SUSTDBB 5-10 ETF HAA | 0.46% | | | 4.57% | |
| GS INDIA EQ IUSDA | 0.46% | | | 2.23% | 2.33% |
| INTERFUND EQUITY ITALY | 0.46% | 0.59% | 0.48% | | |
| EURIZON FD-SECURITIZED BND-Z | 0.45% | 0.25% | 0.28% | 2.52% | |
| AM MSCI INDIA SP ETF EUR ACC | 0.45% | 0.56% | 0.55% | | |
| AMUNDI MSCI EM LATIN AME ETF | 0.44% | | | | 4.38% |
| M&G LX SUS MAC FLE CR-UIEURA | 0.44% | | | 4.38% | |
| FONDITALIA QUALITY INNOVATION SUSTAINABILITY CLASSE T | 0.43% | 0.54% | 0.56% | | |
| INTERFUND EURO BOND SHORT TERM 3-5 | 0.43% | 0.41% | 1.18% | | |
| FONDITALIA FLEXIBLE ITALY CLASSE T | 0.41% | | | 4.13% | |
| JPM KOR EQ-I2 ACC USD | 0.39% | | | | 3.90% |
| PIMCO GIS-GL LD RR-INS EURHA | 0.39% | | | 3.86% | |
| X MSCI WORLD MATERIALS 1C | 0.38% | 0.23% | 0.48% | 1.59% | |
| X CSI500 SWAP 1C | 0.37% | 0.45% | 0.47% | | |
| BSF-AS PAC DIV EQ A/R-D2EURH | 0.34% | | | 3.41% | |
| D-X BLOOMBERG DC AND SM ETF | 0.33% | | | 3.34% | |
| AMUNDI-VOLATILITY WRLD-MEHC | 0.30% | | | 2.98% | |
| MFS INV BL RES EM MRK EQ-Q2 | 0.30% | | | | 2.97% |
| JUPMER GBL EQ ABRET-I EUR AC | 0.30% | | | 2.97% | |
| YIS 1-10Y EMU GOVT BND-Z | 0.30% | | | 2.97% | |
| JUPITER STR ABS RET-LEURHACC | 0.29% | | | 2.89% | |
| WT SHORT USD LONG EUR | 0.29% | | | 2.87% | |
| FID-ABSLT RTRN GLB EQT-Y PFE | 0.29% | | | 2.95% | |
| ISHARE EUR 600 AUTO&PARTS DE | 0.27% | 0.29% | 0.59% | | |
| EURIZON IN-CTG CVTBL BD-IEA | 0.26% | 0.28% | 0.49% | | |
| VANG FTSE JPN USDA | 0.26% | 0.40% | | | |
| X MSCI WORLD HEALTH CARE | 0.25% | 0.23% | 0.70% | | |
| SPDR EUROPE ENERGY | 0.23% | | | 2.26% | |
| DNCA INVEST-ALPHA BONDS-IEUR | 0.23% | | | 2.30% | |
| INVESCO MSCI SAUDI ARABIA | 0.21% | | | 2.08% | |
| INTERFUND MULTI THEMATIC CLASSE A | 0.20% | | | 2.00% | |
| AILIS GLOBAL EQUITY MARKET NEUTRAL CLASSE I | 0.20% | | | 2.03% | |
| HSBC MSCI INDONESIA UCITS ET | 0.19% | | | 1.90% | |
| WT URANIUM NUCLEAR ENERGY | 0.19% | | | 1.95% | |
| MAN ASIA PAC EX-JPN EQ-INFEU | 0.19% | | | 1.85% | |
| FIRST TRUST CLOUD COMPUTING | 0.16% | | | 1.61% | |
| XTRACKER GOLD ETC EUR HDG | 0.15% | | | 1.49% | |
| AMD ULT SHR TR BD RSP-MC EUR | 0.15% | | | 1.46% | |
| WT ENHANCED COMMODITY CARRY | 0.15% | | | 1.49% | |
| WT INDUSTRIAL METALS | 0.14% | | | 1.40% | |
| ISHARES EURO COVERED BOND | 0.14% | | | 1.41% | |
| FTGF CB INF VL F-S EUR ACC | 0.13% | | | 1.26% | |
| M&G LUX ASI LO CU B-EURCIACC | 0.13% | | | 1.33% | |
| INTERFUND EURO CURRENCY | 0.11% | | 0.81% | | |
| RCGF-ROBE SMART ENERGY-I EUR | 0.10% | | | 1.03% | |
| INTERFUND EQUITY PACIFIC EX JAPAN CLASSE H | 0.09% | | | 0.87% | |
| ISHARES AGRIBUSINESS | 0.09% | | | 0.93% | |
| EURIZON FUND-BOND JPY LTE-Z | 0.09% | | | 0.86% | |
| CANDR MONEY MARKET-V-C | 0.08% | | 0.61% | | |
| EURIZON FUND-CASH EUR-Z | 0.06% | | 0.40% | | |
| EURIZON FUND-BOND GBP-Z | 0.04% | | 0.25% | | |
| ROBECO GLOBAL CREDITS-IHEUR | 0.04% | | 0.25% | | |
| Totale strategia | 100% | 100% | 100% | 100% | 100% |